

Overall Results By Class

Western North Central Regional

	Class	Shooter	Raw Time	Penalty	Official Time
1	L1	Roberta Quam	92.715	15	107.715
2	L1	Bailey Elkins	97.415	25	122.415
3	L1	Cheyenne Quam	120.628	10	130.628
4	L1	Jaelynn Quam	144.502	10	154.502
1	L2	Candiss Jett-walsh	103.574	10	113.574
1	L3	Brittany Henson	80.228	10	90.228
2	L3	Jessie Warner	82.531	20	102.531
3	L3	Debbie Ward	85.822	25	110.822
4	L3	Deb Ivey	94.067	20	114.067
1	L4	Elizabeth Clavette	86.706	10	96.706
2	L4	Nicky Mcdonald	84.948	15	99.948
3	L4	Shelby Degeare	86.474	25	111.474
1	L5	Samantha Erdmann	73.908	20	93.908
2	L5	Lisa Degeare	74.155	25	99.155
3	L5	Glenda Wilson	91.805	35	126.805
4	L5	Amanda Cook	74.637	65	139.637
1	L6	Amanda Porter	76.394	0	76.394
2	L6	Jessie Kuka	72.618	10	82.618
3	L6	Andra Olson	75.784	15	90.784
1	M1	Cain Quam	80.525	10	90.525
2	M1	Gary Stevens	99.430	0	99.430
3	M1	Lucas Lantis	91.605	10	101.605
4	M1	Robert Parish	91.140	15	106.140
5	M1	Brad Mathiesen	102.717	5	107.717
6	M1	Tom Young	97.001	25	122.001
7	M1	Scott Dewar	114.964	10	124.964
1	M2	Morgan Ivey	81.845	15	96.845
2	M2	Travis Lantis	81.660	25	106.660
3	M2	Rich Elias	94.043	40	134.043


1	M3	Dave Bullock	80.973	0	80.973
2	M3	Kelly Moore	76.751	15	91.751
3	M3	Clayton Vesperman	79.654	25	104.654
1	M4	Kenny Ivey Jr	78.754	20	98.754
1	M5	Brett Borkowski	71.537	20	91.537
2	M5	Byron Walters	81.141	25	106.141
1	M6	Chad Little	68.304	0	68.304
2	M6	John Clark	71.489	0	71.489
3	M6	Zane Chunn	72.919	5	77.919
4	M6	Jim Hanson	71.454	10	81.454
5	M6	Loren Adrian	80.329	10	90.329
1	SL1	Betty Mcccommon	89.790	35	124.790
2	SL1	Linda Stevens	121.793	10	131.793
3	SL1	Dora Hakl	142.587	35	175.011
4	SL1	Bj Sears	178.579	15	193.307
1	SL2	Betty Walters	99.933	25	124.933
1	SL3	Cathy Papley	96.833	10	106.833
2	SL3	Renay Watt	110.177	40	150.177
1	SL4	Collette Neuman	85.925	5	90.925
2	SL4	Kelli Shryock	82.705	20	102.705
3	SL4	Nan Kimbro	95.790	15	110.790
1	SM1	Tucker Ashley	98.418	0	98.418
2	SM1	Tom Bruce	99.238	20	119.238
3	SM1	Rock Boyd	87.584	35	122.584
4	SM1	Thomas Hakl	107.868	15	122.868
1	SM2	Greg Mathiesen	80.145	15	95.145
2	SM2	Gage Adams	90.192	5	95.192
3	SM2	Don Litvak	89.558	10	99.558
4	SM2	David Peters	90.849	10	100.849
5	SM2	Dwight Barhite	79.705	35	114.705
6	SM2	Gregory Wendell	87.671	30	117.671
7	SM2	Kenny Ivey Sr	108.649	15	123.649
8	SM2	Sub Ollie	122.076	10	132.076
1	SM3	Kin Barker	93.576	0	93.576
2	SM3	Allan Watt	82.626	15	97.626
3	SM3	Frank Sears	87.840	20	107.840
4	SM3	Paul Borgmann	85.569	25	110.569
5	SM3	Fernando Vazquez	88.380	40	128.380

1	SM4	Craig Shryock	73.621	5	78.621
2	SM4	Skip Neuman	74.879	10	84.879
3	SM4	Bob Thomson	86.006	10	96.006
4	SM4	Wayne Smith	88.652	15	103.652
5	SM4	Don Kimbro	101.085	40	141.085

1	SM6	Jim Rodgers	77.848	0	77.848
2	SM6	Vernon Vesperman	79.692	25	104.692

1	WRL	Kali Lantis	132.324	10	142.324
2	WRL	Kayla Lantis	202.818	10	212.818

1	WRO	Olivia Ollie	186.512	0	186.512
---	-----	--------------	---------	---	---------




Eliminator

Western North Central Regional
Thru Stage - 2

					Official
	Class	Shooter	Raw Time	Penalty	Time
1	M6	Chad Little	26.422	0	26.422
2	M6	Zane Chunn	28.338	0	28.338
3	SM6	Jim Rodgers	32.896	0	32.896
4	M3	Dave Bullock	33.733	0	33.733
5	M6	Jim Hanson	28.827	5	33.827
6	L3	Brittany Henson	31.717	5	36.717
7	SM4	Skip Neuman	31.877	5	36.877
8	M5	Brett Borkowski	27.404	10	37.404
9	SM6	Vernon Vesperman	32.896	5	37.896
10	L3	Jessie Warner	32.988	5	37.988
11	L5	Samantha Erdmann	28.784	10	38.784
12	L6	Jessie Kuka	29.376	10	39.376
13	L5	Lisa DeGeare	30.382	10	40.382
14	SM2	Gage Adams	37.474	5	42.474
15	M1	Cain Quam	33.942	10	43.942
16	L6	Andra Olson	29.184	15	44.184
17	M1	Lucas Lantis	39.247	5	44.247
18	M3	Kelly Moore	29.373	15	44.373
19	M6	Loren Adrian	34.896	10	44.896
20	L5	Glenda Wilson	37.250	10	47.250
21	SM2	Greg Mathiesen	32.993	15	47.993
22	L3	Debbie Ward	35.699	15	50.699
23	SL3	Cathy Papley	41.824	10	51.824
24	SL4	Kelli Shryock	31.975	20	51.975
25	SL4	Nan Kimbro	42.183	10	52.183
26	M3	Clayton Vesperman	32.811	20	52.811
27	M1	Tom Young	39.026	15	54.026
28	M2	Travis Lantis	34.614	20	54.614
29	SM1	Rock Boyd	37.505	20	57.505
30	SM2	Dwight Barhite	33.388	30	63.388
31	L5	Amanda Cook	28.937	35	63.937
32	SL3	Renay Watt	49.860	30	79.860

Eliminator Open/Limited Final

GO	NAME	class	RAW TIME	PEN	OFFICAL TIME
	Ladies Limited				
5	Brittany Henson	L3	15.374	0	15.374
3	Debbie Ward	L3	15.380	0	15.380
2	Cathy Papley	SL3	16.306	0	16.306
4	Jessie Warner	L3	25.084	0	25.084
1	Rena Watt	SL3	18.001	20	38.001
	Mens Limited				
1	Dwight Barhite	SM2	15.882	10	25.882
7	Kelly Moore	M3	14.316	0	14.316
10	Gage Adams	SM2	15.551	0	15.551
4	Tom Young	M1	16.993	0	16.993
6	Greg Mathiesen	SM2	14.558	5	19.558
5	Clayton Vesperman	M3	14.661	5	19.661
3	Travis Lantis	M2	15.043	5	20.043
11	Dave Bullock	M3	14.252	10	24.252
9	Cain Quam	M1	14.426	10	24.426
2	Rock Boyd	SM1	16.350	10	26.350
8	Lucas Lantis	M1	17.457	10	27.457
	Ladies Open				
7	Jessie Kuka	L6	12.722	0	12.722
6	Lisa DeGeare	L5	12.770	0	12.770
5	Andra Olson	L6	12.896	0	12.896
8	Samantha Erdman	L5	12.905	0	12.905
1	Amanda Cook	L5	13.237	0	13.237
3	Kelli Shryock	SL4	13.811	0	13.811
2	Nan Kimbro	SL4	16.217	0	16.217
4	Glenda Wilson	L5	15.145	5	20.145
	Mens Open				
8	Chad Little	M6	12.045	0	12.045
5	Jim Hanson	M3	13.093	0	13.093
4	Skip Newman	SM4	13.548	0	13.548
1	Loren Andrian	M6	14.238	0	14.238
3	Brett Borkowski	M5	13.009	5	18.009
2	Vernon Vesperman	SM6	13.418	5	18.418
7	Zane Chunn	M6	13.508	5	18.508
6	Jim Rogers	SM6	15.951	10	25.951




Shotgun Results

Western North Central Regional

Thru Stage - 2

	Class	Shooter	Raw Time	Penalty	Official Time
1	M3	Clayton Vesperman	42.904	0	42.904
2	SM2	Dwight Barhite	41.264	15	56.264
3	M3	Dave Bullock	54.635	5	59.635
4	SM1	Tucker Ashley	52.722	10	62.722
5	M1	Gary Stevens	53.664	20	73.664
1	SM6	Vernon Vesperman	42.334	25	67.334




Rifle Results

Western North Central Regional

Thru Stage - 2

				Official	
	Class	Shooter	Raw Time	Penalty	Time
1	SM2	Dwight Barhite	41.500	10	51.500
2	M3	Clayton Vesperman	44.352	15	59.352
3	M3	Dave Bullock	49.100	20	69.100
4	SM1	Rock Boyd	47.673	25	72.673
1	M6	Zane Chunn	40.934	5	45.934
2	M6	Jim Hanson	41.217	5	46.217
3	SM6	Vernon Vesperman	41.284	5	46.284
4	M6	Loren Adrian	41.349	5	46.349
5	M5	Brett Borkowski	41.467	5	46.467



Overall Results

Western North Central Regional

Thru Stage - 4

				Official	
	Class	Shooter	Raw Time	Penalty	Time
1	M6	Chad Little	68.304	0	68.304
2	M6	John Clark	71.489	0	71.489
3	L6	Amanda Porter	76.394	0	76.394
4	SM6	Jim Rodgers	77.848	0	77.848
5	M6	Zane Chunn	72.919	5	77.919
6	SM4	Craig Shryock	73.621	5	78.621
7	M3	Dave Bullock	80.973	0	80.973
8	M6	Jim Hanson	71.454	10	81.454
9	L6	Jessie Kuka	72.618	10	82.618
10	SM4	Skip Neuman	74.879	10	84.879
11	L3	Brittany Henson	80.228	10	90.228
12	M6	Loren Adrian	80.329	10	90.329
13	M1	Cain Quam	80.525	10	90.525
14	L6	Andra Olson	75.784	15	90.784
15	SL4	Collette Neuman	85.925	5	90.925
16	M5	Brett Borkowski	71.537	20	91.537
17	M3	Kelly Moore	76.751	15	91.751
18	SM3	Kin Barker	93.576	0	93.576
19	L5	Samantha Erdmann	73.908	20	93.908
20	SM2	Greg Mathiesen	80.145	15	95.145
21	SM2	Gage Adams	90.192	5	95.192
22	SM4	Bob Thomson	86.006	10	96.006
23	L4	Elizabeth Clavette	86.706	10	96.706
24	M2	Morgan Ivey	81.845	15	96.845
25	SM3	Allan Watt	82.626	15	97.626
26	SM1	Tucker Ashley	98.418	0	98.418
27	M4	Kenny Ivey Jr	78.754	20	98.754
28	L5	Lisa DeGeare	74.155	25	99.155
29	M1	Gary Stevens	99.430	0	99.430
30	SM2	Don Litvak	89.558	10	99.558
31	L4	Nicky McDonald	84.948	15	99.948
32	SM2	David Peters	90.849	10	100.849
33	M1	Lucas Lantis	91.605	10	101.605
34	L3	Jessie Warner	82.531	20	102.531
35	SL4	Kelli Shryock	82.705	20	102.705
36	SM4	Wayne Smith	88.652	15	103.652
37	M3	Clayton Vesperman	79.654	25	104.654
38	SM6	Vernon Vesperman	79.692	25	104.692
39	M1	Robert Parish	91.140	15	106.140
40	M5	Byron Walters	81.141	25	106.141

41	M2	Travis Lantis	81.660	25	106.660
42	SL3	Cathy Papley	96.833	10	106.833
43	L1	Robert Quam	92.715	15	107.715
44	M1	Brad Mathiesen	102.717	5	107.717
45	SM3	Frank Sears	87.840	20	107.840
46	SM3	Paul Borgmann	85.569	25	110.569
47	SL4	Nan Kimbro	95.790	15	110.790
48	L3	Debbie Ward	85.822	25	110.822
49	L4	Shelby DeGeare	86.474	25	111.474
50	L2	Candiss Jett-Walsh	103.574	10	113.574
51	L3	Deb Ivey	94.067	20	114.067
52	SM2	Dwight Barhite	79.705	35	114.705
53	SM2	Gregory Wendell	87.671	30	117.671
54	SM1	Tom Bruce	99.238	20	119.238
55	M1	Tom Young	97.001	25	122.001
56	L1	Bailey Elkins	97.415	25	122.415
57	SM1	Rock Boyd	87.584	35	122.584
58	SM1	Thomas Hakl	107.868	15	122.868
59	SM2	Kenny Ivey Sr	108.649	15	123.649
60	SL1	Betty McCommon	89.790	35	124.790
61	SL2	Betty Walters	99.933	25	124.933
62	M1	Scott Dewar	114.964	10	124.964
63	L5	Glenda Wilson	91.805	35	126.805
64	SM3	Fernando Vazquez	88.380	40	128.380
65	L1	Cheyenne Quam	120.628	10	130.628
66	SL1	Linda Stevens	121.793	10	131.793
67	SM2	Sub Ollie	122.076	10	132.076
68	M2	Rich Elias	94.043	40	134.043
69	L5	Amanda Cook	74.637	65	139.637
70	SM4	Don Kimbro	101.085	40	141.085
71	SL3	Renay Watt	110.177	40	150.177
72	L1	Jaelynn Quam	144.502	10	154.502
73	SL1	Dora Hakl	142.587	35	175.011
74	SL1	BJ Sears	178.579	15	193.307
1	WRL	Kali Lantis	132.324	10	142.324
2	WRO	Olivia Ollie	186.512	0	186.512
3	WRL	Kayla Lantis	202.818	10	212.818